



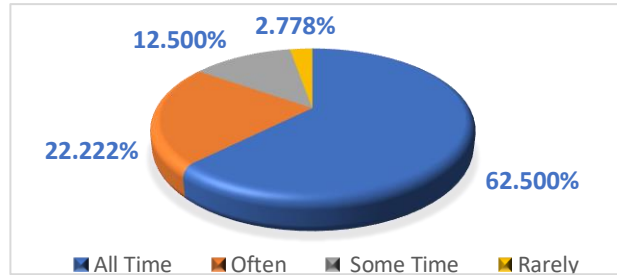
# Teachers' Feedback Report: 2021-22

## Bajkul Milani Mahavidyalaya

Total Number of Respondents: 144

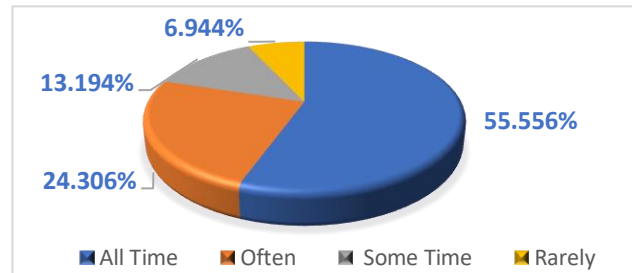
### 1. Institutional Head is approachable

Class of responses	No. of respondents	% of respondents
All Time	90	62.500
Often	32	22.222
Some Time	18	12.500
Rarely	4	2.778
Total:	144	100.000



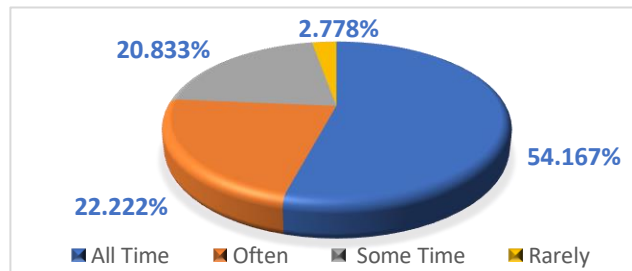
### 2. IQAC cell of the institution is in touch with teaching faculties

Class of responses	No. of respondents	% of respondents
All Time	80	55.556
Often	35	24.306
Some Time	19	13.194
Rarely	10	6.944
Total:	144	100.000



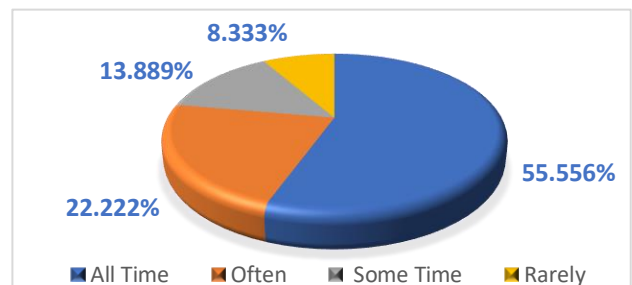
### 3. Does the Institution encourage and provide support for the research and innovation work

Class of responses	No. of respondents	% of respondents
All Time	78	54.167
Often	32	22.222
Some Time	30	20.833
Rarely	4	2.778
Total:	144	100.000



### 4. Does Institution take responsibility about the CAS promotional issues of the teachers?

Class of responses	No. of respondents	% of respondents
All Time	80	55.556
Often	32	22.222
Some Time	20	13.889
Rarely	12	8.333
Total:	144	100.000



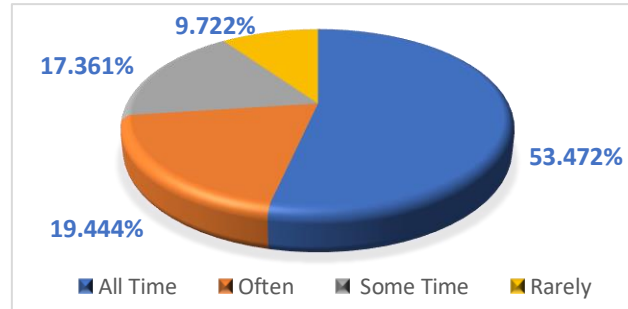


## Teachers' Feedback Report: 2021-22 Bajkul Milani Mahavidyalaya

Total Number of Respondents: 144

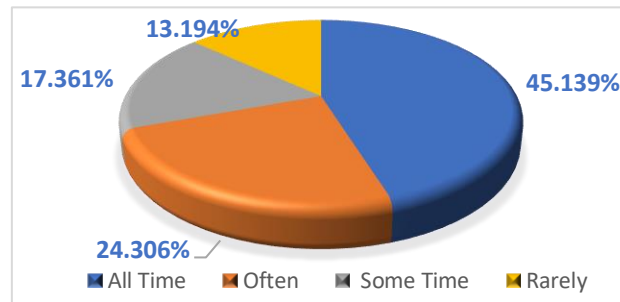
### 5. Consent of the teachers are taken up for the development processes of the Institution

Class of responses	No. of respondents	% of respondents
All Time	77	53.472
Often	28	19.444
Some Time	25	17.361
Rarely	14	9.722
Total:	144	100.000



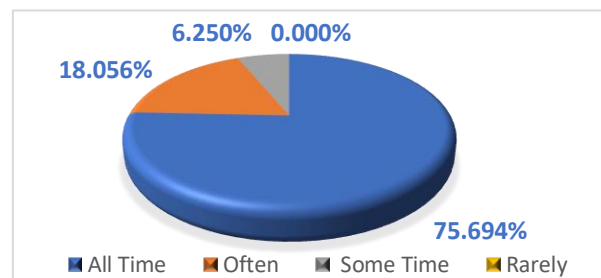
### 6. Regularity of the Teachers council and other sub-committee meeting

Class of responses	No. of respondents	% of respondents
All Time	65	45.139
Often	35	24.306
Some Time	25	17.361
Rarely	19	13.194
Total:	144	100.000



### 7. Does the suggestions of teachers considered for the acquiring Library books

Class of responses	No. of respondents	% of respondents
All Time	109	75.694
Often	26	18.056
Some Time	9	6.250
Rarely	Nil	0.000
Total:	144	100.000



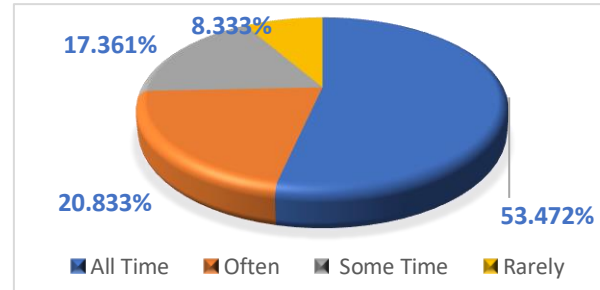


## Teachers' Feedback Report: 2021-22 Bajkul Milani Mahavidyalaya

Total Number of Respondents: 144

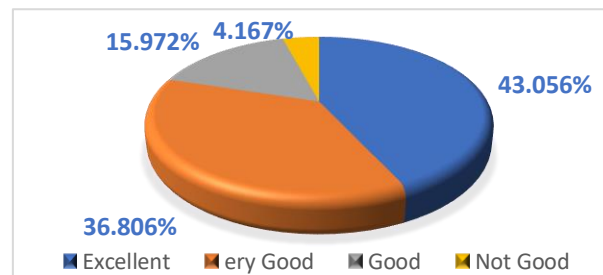
### 8. Does the Institution encourage using innovative teaching methods like ICT, Power point etc.

Class of responses	No. of respondents	% of respondents
All Time	77	53.472
Often	30	20.833
Some Time	25	17.361
Rarely	12	8.333
	144	100.000



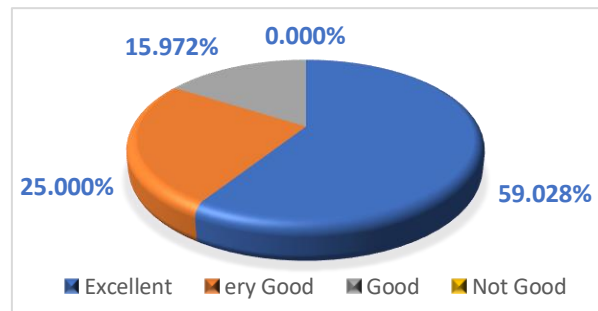
### 9. Academic flexibility in this institution

Class of responses	No. of respondents	% of respondents
Excellent	62	43.056
Very Good	53	36.806
Good	23	15.972
Not Good	6	4.167
Total:	144	100.000



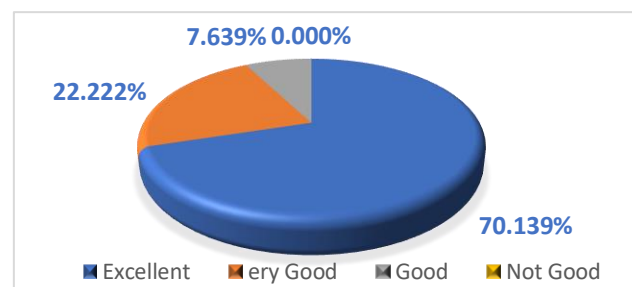
### 10. Office staffs are polite, helpful and efficient in its functioning

Class of responses	No. of respondents	% of respondents
Excellent	85	59.028
Very Good	36	25.000
Good	23	15.972
Not Good	Nil	0.000
Total:	144	100.000



### 11. Regularity in salary and other financial dispense

Class of responses	No. of respondents	% of respondents
Excellent	101	70.139
Very Good	32	22.222
Good	11	7.639
Not Good	Nil	0.000
Total:	144	100.000



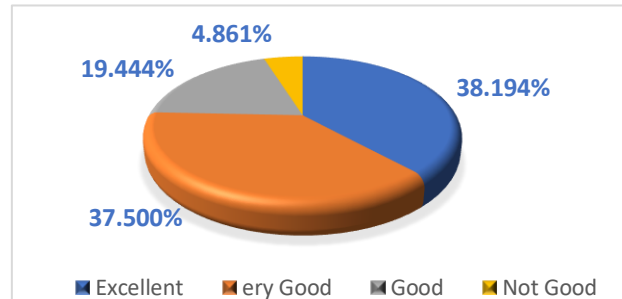


## Teachers' Feedback Report: 2021-22 Bajkul Milani Mahavidyalaya

Total Number of Respondents: 144

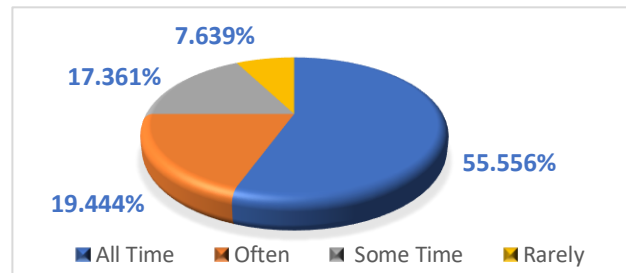
### 12. Infrastructural facility and working ambience in this institution

Class of responses	No. of respondents	% of respondents
Excellent	55	38.194
Very Good	54	37.500
Good	28	19.444
Not Good	7	4.861
Total:	144	100.000



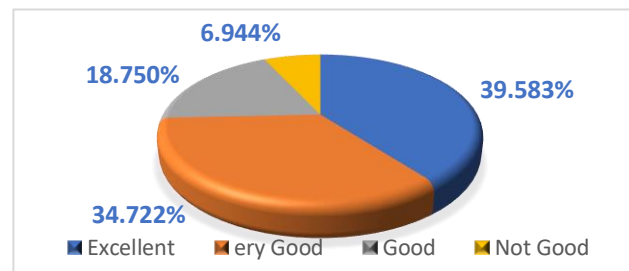
### 13. Continuity of online classes during lockdown period.

Class of responses	No. of respondents	% of respondents
All Time	80	55.556
Often	28	19.444
Some Time	25	17.361
Rarely	11	7.639
Total:	144	100.000



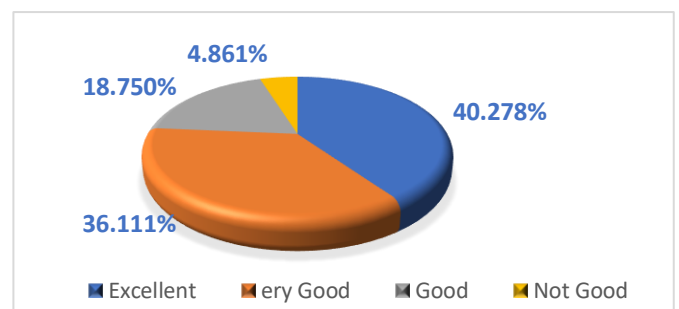
### 14. Teacher-student instruction through online mode

Class of responses	No. of respondents	% of respondents
Excellent	57	39.583
Very Good	50	34.722
Good	27	18.750
Not Good	10	6.944
Total:	144	100.000



### 15. Facility of answer script submission (hard cop) to the college in offline mode for the students taking internal/online facilities

Class of responses	No. of respondents	% of respondents
Excellent	58	40.278
Very Good	52	36.111
Good	27	18.750
Not Good	7	4.861
Total:	144	100.000



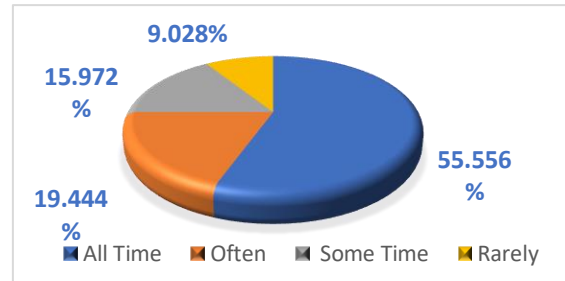


## Teachers' Feedback Report: 2021-22 Bajkul Milani Mahavidyalaya

Total Number of Respondents: 144

### 16. Mental counselling of students by the teachers in the pandemic situation

Class of responses	No. of respondents	% of respondents
All Time	80	55.556
Often	28	19.444
Some Time	23	15.972
Rarely	13	9.028
Total:	144	100.000



### 17. Management support from college authority, students and teacher during pandemic situation

Class of responses	No. of respondents	% of respondents
Excellent	60	41.667
Very Good	50	34.722
Good	27	18.750
Not Good	7	4.861
Total:	144	100.000

