

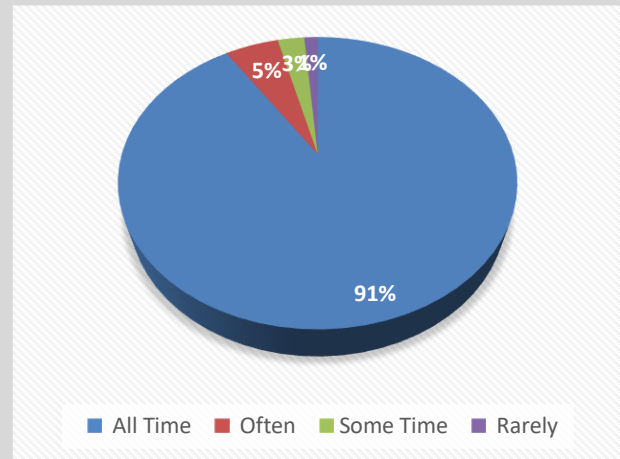
Teacher's Feedback Report: 2022-23

Bajkul Milani Mahavidyalaya

Total Number of Respondents: 153

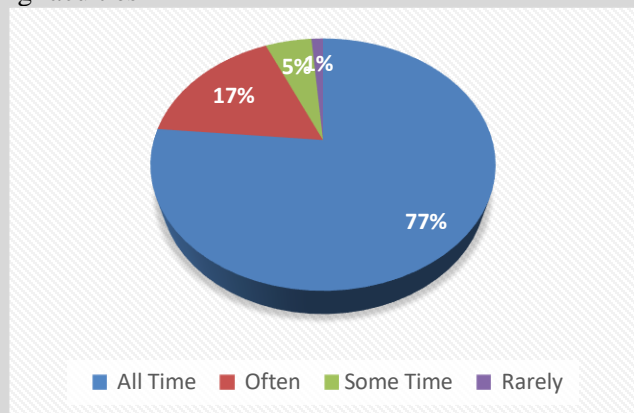
1. Institutional Head is approachable

Class of Responses	Number of Respondents	Percentage (%) of respondents
All Time	139	90.85
Often	8	5.23
Some Time	4	2.61
Rarely	2	1.31
	153	100.00



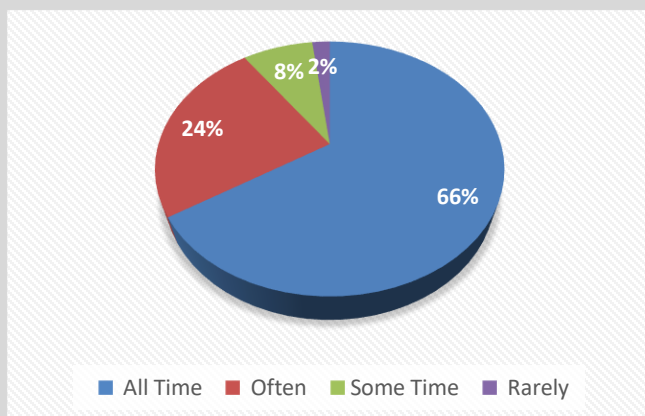
2. IQAC cell of the institution is in touch with teaching faculties

Class of Responses	Number of Respondents	Percentage (%) of respondents
All Time	117	76.47
Often	26	16.99
Some Time	8	5.23
Rarely	2	1.31
	153	100.00



3. Does the Institution encourage and provide support for the research and innovation work

Class of Responses	Number of Respondents	Percentage (%) of respondents
All Time	101	66.01
Often	37	24.18
Some Time	12	7.84
Rarely	3	1.96
	153	100.00



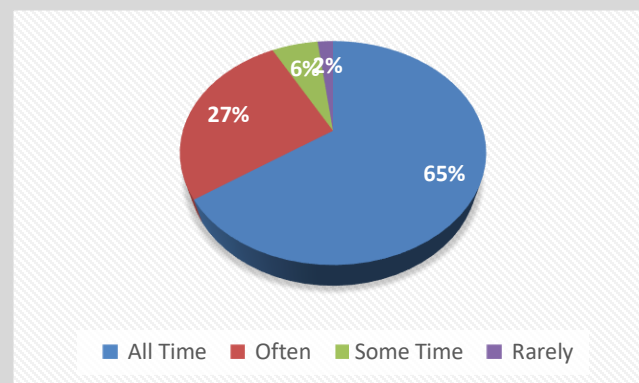
Teacher's Feedback Report: 2022-23

Bajkul Milani Mahavidyalaya

Total Number of Respondents: 153

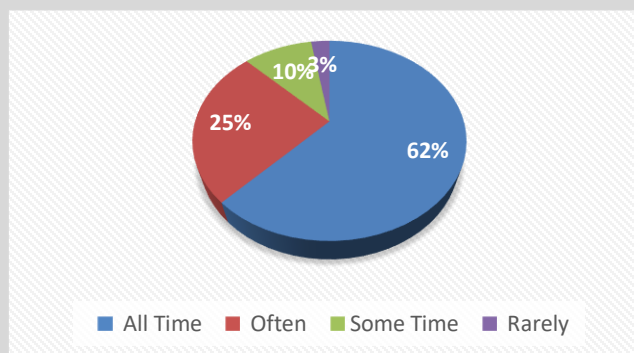
4. Does Institution take responsibility about the CAS promotional issues of the teachers

Class of Responses	Number of Respondents	Percentage (%) of respondents
All Time	100	65.36
Often	41	26.80
Some Time	9	5.88
Rarely	3	1.96
	153	100.00



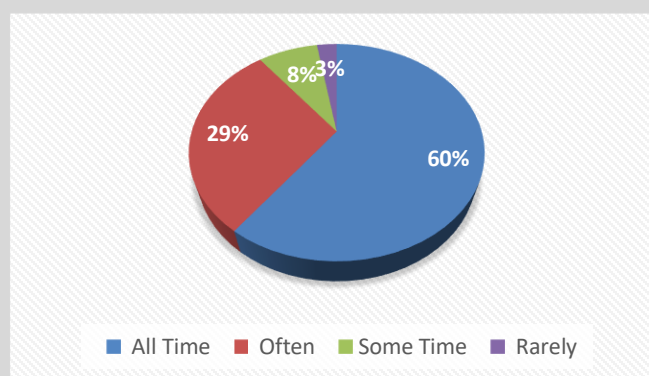
5. Consent of the teachers are taken up for the development processes of the Institution

Class of Responses	Number of Respondents	Percentage (%) of respondents
All Time	95	62.09
Often	39	25.49
Some Time	15	9.80
Rarely	4	2.61
	153	100.00



6. Regularity of the Teachers council and other sub-committee meeting

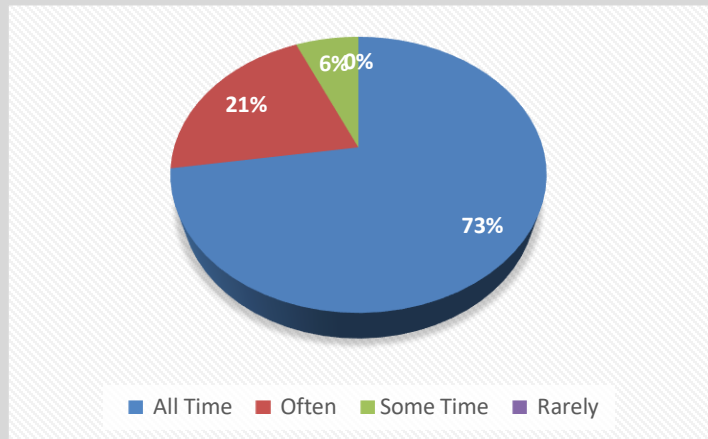
Class of Responses	Number of Respondents	Percentage (%) of respondents
All Time	92	60.13
Often	45	29.41
Some Time	12	7.84
Rarely	4	2.61
	153	100.00



Teacher's Feedback Report: 2022-23
Bajkul Milani Mahavidyalaya
Total Number of Respondents: 153

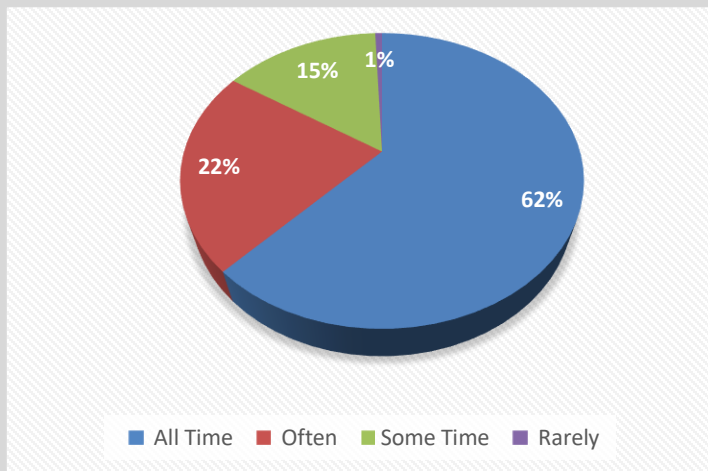
7. Does the suggestions of teachers considered for the acquiring Library books

Class of Responses	Number of Respondents	Percentage (%) of respondents
All Time	111	72.55
Often	32	20.92
Some Time	10	6.54
Rarely	0	0.00
	153	100.00



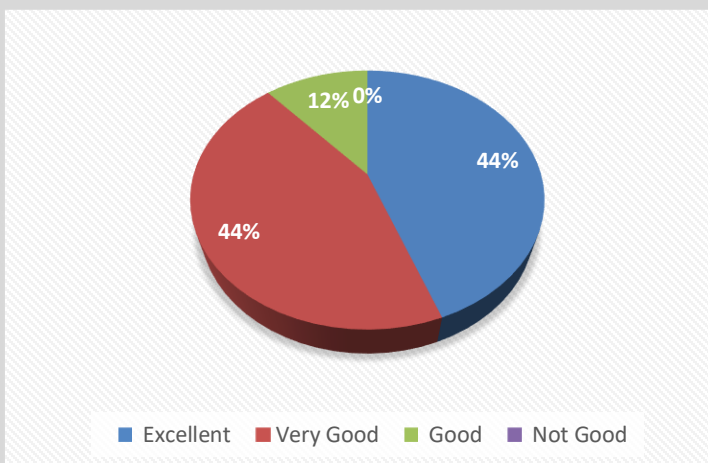
8. Does the Institution encourage using innovative teaching methods like ICT, Power point etc.

Class of Responses	Number of Respondents	Percentage (%) of respondents
All Time	95	62.09
Often	34	22.22
Some Time	23	15.03
Rarely	1	0.65
	153	100.00



9. Academic flexibility in this institution

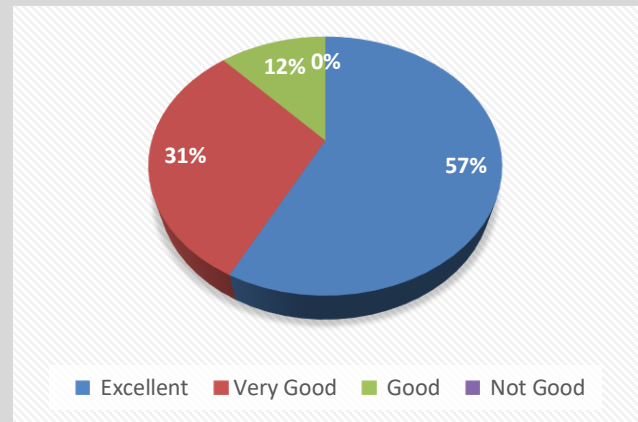
Class of Responses	Number of Respondents	Percentage (%) of respondents
Excellent	66	43.14
Very Good	66	43.14
Good	17	11.11
Not Good	0	0.00
	153	100.00



Teacher's Feedback Report: 2022-23
Bajkul Milani Mahavidyalaya
Total Number of Respondents: 153

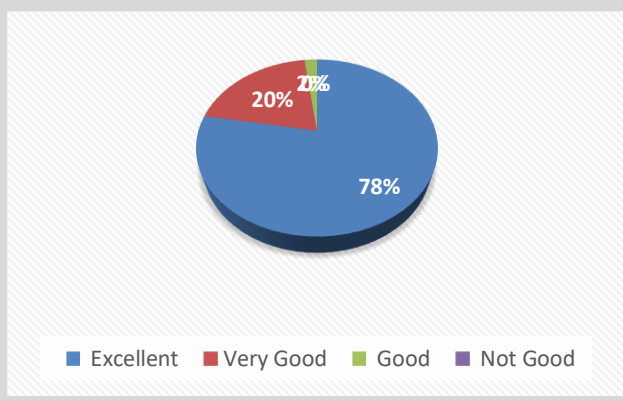
10. Office staffs are polite, helpful and efficient in its functioning

Class of Responses	Number of Respondents	Percentage (%) of respondents
Excellent	88	57.52
Very Good	47	30.72
Good	18	11.76
Not Good	0	0.00
	153	100.00



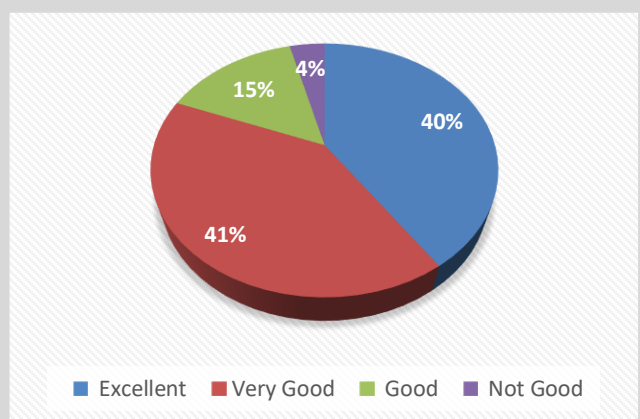
11. Regularity in salary and other financial dispense

Class of Responses	Number of Respondents	Percentage (%) of respondents
Excellent	116	75.82
Very Good	30	19.61
Good	3	1.96
Not Good	0	0.00
	153	100.00



12. Infrastructural facility and working ambience in this institution

Class of Responses	Number of Respondents	Percentage (%) of respondents
Excellent	62	40.52
Very Good	62	40.52
Good	23	15.03
Not Good	6	3.92
	153	100.00



Teacher's Feedback Report: 2022-23
Bajkul Milani Mahavidyalaya
Total Number of Respondents: 153

13. College Canteen facility

Class of Responses	Number of Respondents	Percentage (%) of respondents
Excellent	93	60.78
Very Good	43	28.10
Good	11	7.19
Not Good	0	0.00
	153	100.00

