



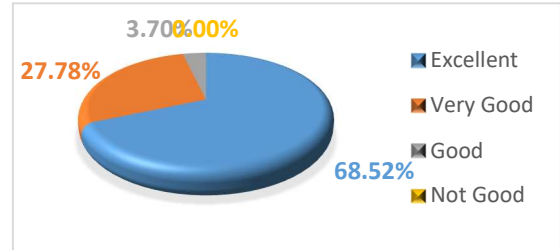
Guardians Feedback Report: 2020-21

Bajkul Milani Mahavidyalaya

Total Number of Respondents: 54

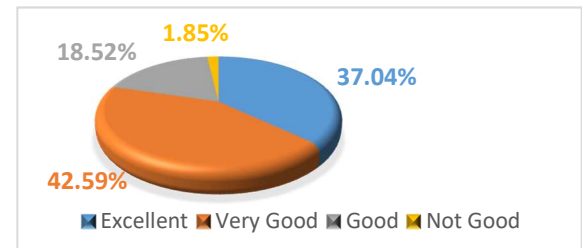
1. Ward's improvement in standard of performance in this Institution:

Class of responses	No. of respondents	% of respondents
Excellent	37	68.52
Very Good	15	27.78
Good	2	3.70
Not Good	0	0.00
	54	100.00



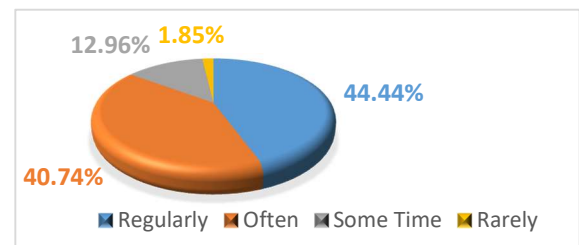
2. Circulation of all the importance notice related to admission and examination:

Class of responses	No. of respondents	% of respondents
Excellent	20	37.04
Very Good	23	42.59
Good	10	18.52
Not Good	1	1.85
	54	100.00



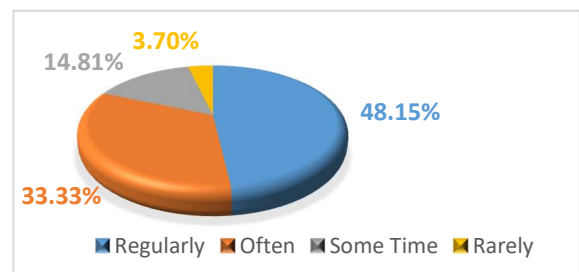
3. Teacher and Guardian meeting organize:

Class of responses	No. of respondents	% of respondents
Regularly	24	44.44
Often	22	40.74
Some Time	7	12.96
Rarely	1	1.85
	54	100.00



4. Guardians academic proposals and feedback are collected:

Class of responses	No. of respondents	% of respondents
Regularly	26	48.15
Often	18	33.33
Some Time	8	14.81
Rarely	2	3.70
	54	100.00



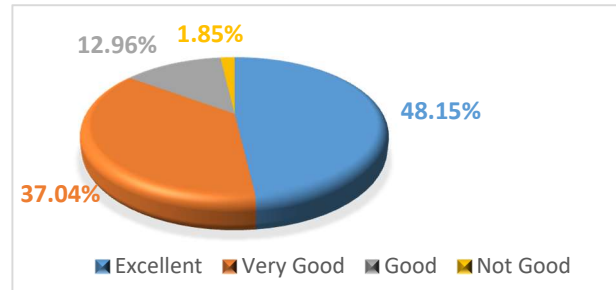


Guardians Feedback Report: 2020-21 Bajkul Milani Mahavidyalaya

Total Number of Respondents: 54

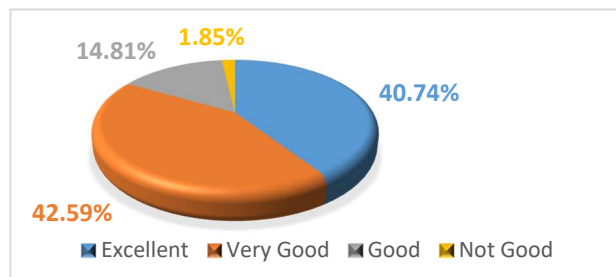
5. Communication with Institutional Head and teachers where ever approached:

Class of responses	No. of respondents	% of respondents
Excellent	26	48.15
Very Good	20	37.04
Good	7	12.96
Not Good	1	1.85
	54	100.00



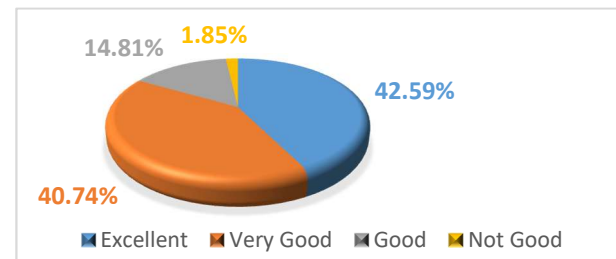
6. Student's guidance and counselling in the institution:

Class of responses	No. of respondents	% of respondents
Excellent	22	40.74
Very Good	23	42.59
Good	8	14.81
Not Good	1	1.85
	54	100.00



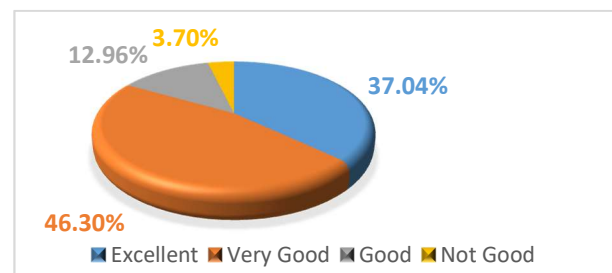
7. Extracurricular activities of the institution in developing health and ethics:

Class of responses	No. of respondents	% of respondents
Excellent	23	42.59
Very Good	22	40.74
Good	8	14.81
Not Good	1	1.85
	54	100.00



8. Office staffs are polite, helpful and efficient in its functioning:

Class of responses	No. of respondents	% of respondents
Excellent	20	37.04
Very Good	25	46.30
Good	7	12.96
Not Good	2	3.70



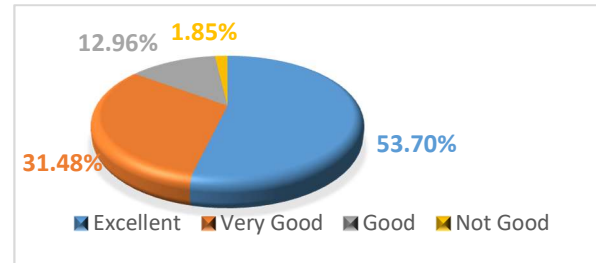


Guardians Feedback Report: 2020-21 Bajkul Milani Mahavidyalaya

Total Number of Respondents: 54

9. Physical ambience and safety inside the institution:

Class of responses	No. of respondents	% of respondents
Excellent	29	53.70
Very Good	17	31.48
Good	7	12.96
Not Good	1	1.85
	54	100.00



10. Over all stratification in the institutions academic performance:

Class of responses	No. of respondents	% of respondents
Excellent	25	46.30
Very Good	21	38.89
Good	6	11.11
Not Good	2	3.70
	54	100.00

