

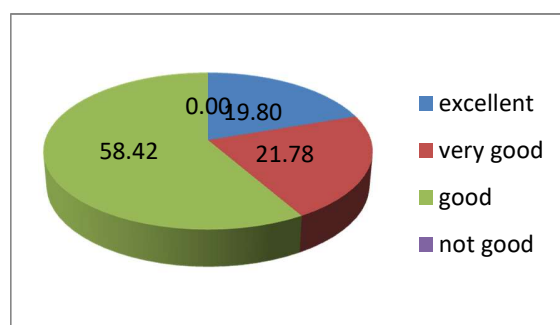
BAJKUL MILANI MAHAVIDYALAYA

Guardian Feedback form (2022-23)

Total Number of Respondents: 101

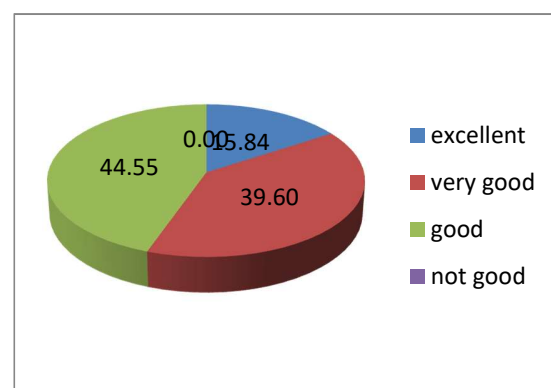
1. Approachability of college authority

class of responses	no.of respondents	% of respondents
excellent	20	19.80
very good	22	21.78
good	59	58.42
not good	0	0.00
	101	100.00



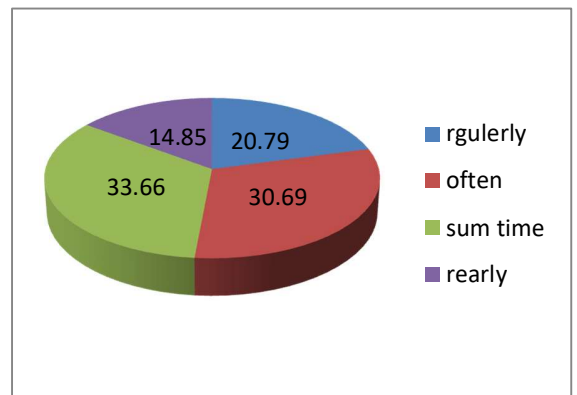
2. Circulation of all the important notice related to admission and examination

class of responses	no.of respondents	% of respondents
excellent	16	15.84
very good	40	39.60
good	45	44.55
not good	0	0.00
	101	100.00



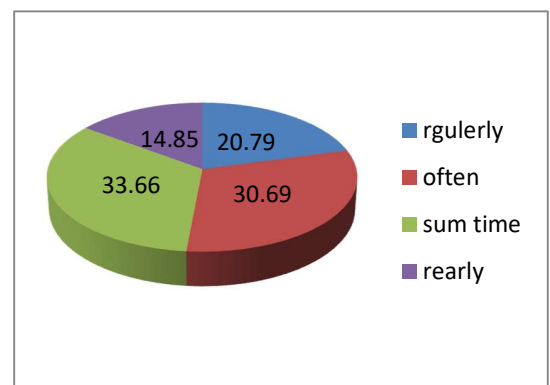
3. Teacher and Guardian meeting organize

class of responses	no.of respondents	% of respondents
rgulerly	21	20.79
often	31	30.69
sum time	34	33.66
rearly	15	14.85
	101	100.00



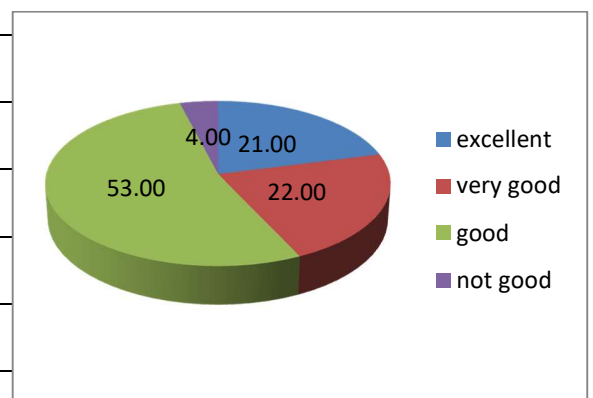
4. Guardians academic proposals and feedback are collected

class of responses	no.of respondents	% of respondents
rgulerly	21	20.79
often	31	30.69
sum time	34	33.66
rearly	15	14.85
	101	100.00



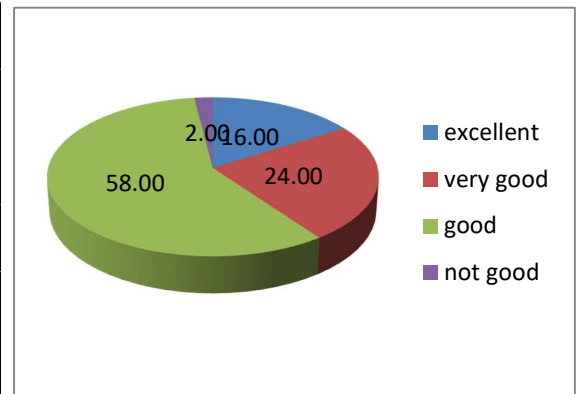
5. Communication with Institutional Head and teachers where ever approached

class of responses	no.of respondents	% of respondents
excellent	21	21.00
very good	22	22.00
good	53	53.00
not good	4	4.00
	100	100.00



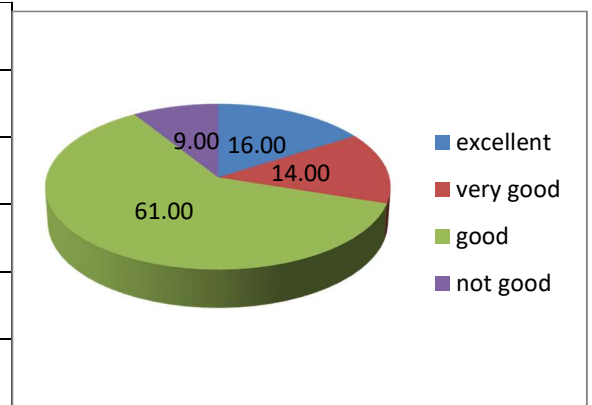
6. Student's guidance and counseling in the institution

class of responses	no.of respondents	% of respondents
excellent	16	16.00
very good	24	24.00
good	58	58.00
not good	2	2.00
	100	100.00



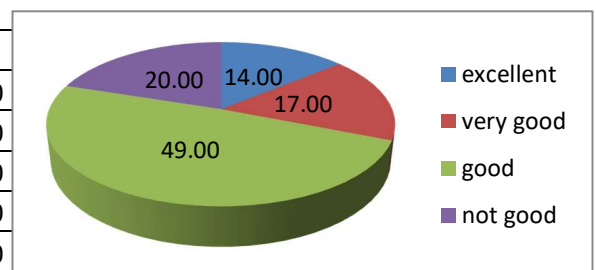
7. Extracurricular activities of the institution in developing health and ethics

class of responses	no.of respondents	% of respondents
excellent	16	16.00
very good	14	14.00
good	61	61.00
not good	9	9.00
	100	100.00



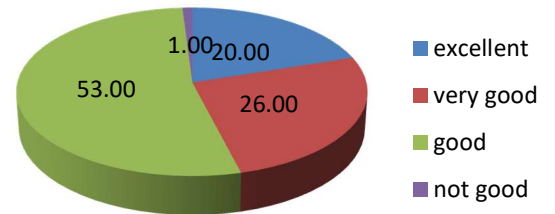
8. Office staffs are polite, helpful and efficient in its functioning

class of responses	no.of respondents	% of respondents
excellent	14	14.00
very good	17	17.00
good	49	49.00
not good	20	20.00
	100	100.00



9. Physical ambience and safety inside the institution

class of responses	no.of respondents	% of respondents
excellent	20	20.00
very good	26	26.00
good	53	53.00
not good	1	1.00
	100	100.00



10. Overall satisfaction regarding academic performance

class of responses	no.of respondents	% of respondents
excellent	20	20.00
very good	37	37.00
good	41	41.00
not good	2	2.00
	100	100.00

