

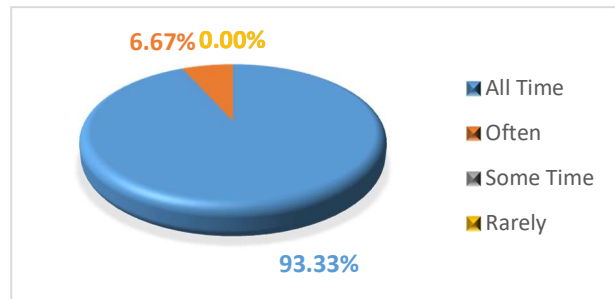


Alumni Feedback Report: 2021-22 Bajkul Milani Mahavidyalaya

Total Number of Respondents: 15

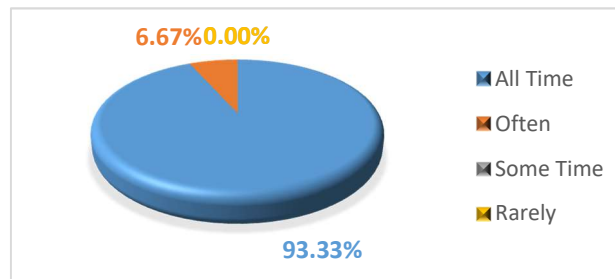
1. Proposals of the alumni association accepted by the institution

| Class of responses | No. of respondents | % of respondents |
|--------------------|--------------------|------------------|
| All Time | 14 | 93.33 |
| Often | 1 | 6.67 |
| Some Time | 0 | 0.00 |
| Rarely | 0 | 0.00 |
| | 15 | 100.00 |



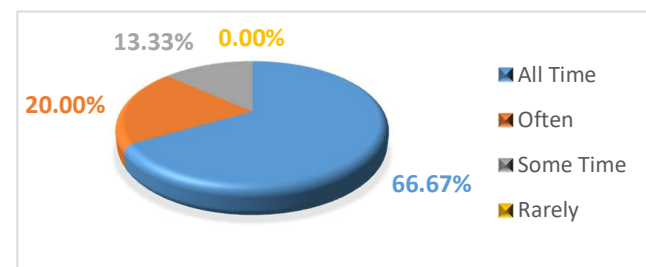
2. Institutional Head is approachable

| Class of responses | No. of respondents | % of respondents |
|--------------------|--------------------|------------------|
| All Time | 14 | 93.33 |
| Often | 1 | 6.67 |
| Some Time | 0 | 0.00 |
| Rarely | 0 | 0.00 |
| | 15 | 100.00 |



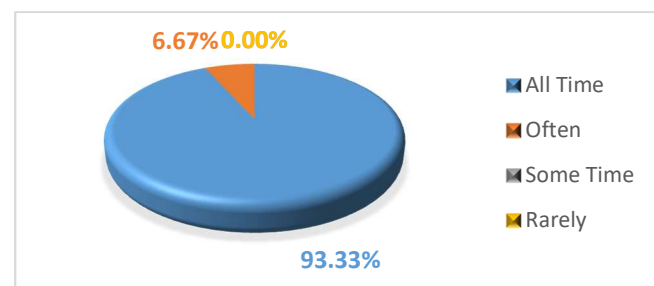
3. IQAC Cell of the institution is in touch with alumni association

| Class of responses | No. of respondents | % of respondents |
|--------------------|--------------------|------------------|
| All Time | 10 | 66.67 |
| Often | 3 | 20.00 |
| Some Time | 2 | 13.33 |
| Rarely | 0 | 0.00 |
| | 15 | 100.00 |



4. Alumni members are allowed to participate in the Institutional development process

| Class of responses | No. of respondents | % of respondents |
|--------------------|--------------------|------------------|
| All Time | 14 | 93.33 |
| Often | 1 | 6.67 |
| Some Time | 0 | 0.00 |
| Rarely | 0 | 0.00 |
| | 15 | 100.00 |



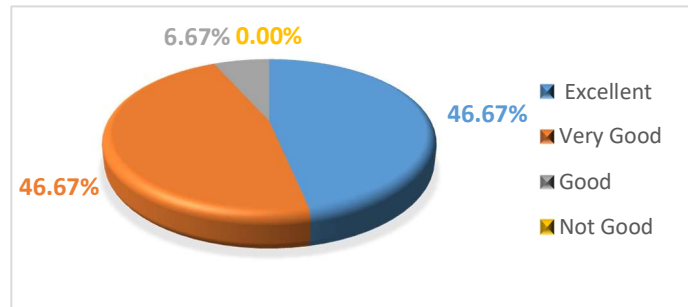


Alumni Feedback Report: 2021-22 Bajkul Milani Mahavidyalaya

Total Number of Respondents: 15

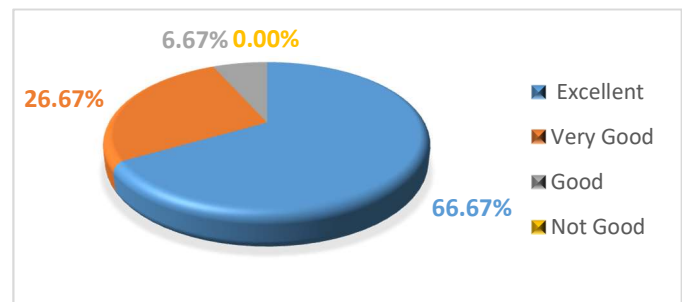
5. Support of Institution staff members in the different activities of the alumni association

| Class of responses | No. of respondents | % of respondents |
|--------------------|--------------------|------------------|
| Excellent | 7 | 46.67 |
| Very Good | 7 | 46.67 |
| Good | 1 | 6.67 |
| Not Good | 0 | 0.00 |
| | 15 | 100.00 |



6. Facility provided by the Institution towards the alumni association

| Class of responses | No. of respondents | % of respondents |
|--------------------|--------------------|------------------|
| Excellent | 10 | 66.67 |
| Very Good | 4 | 26.67 |
| Good | 1 | 6.67 |
| Not Good | 0 | 0.00 |
| | 15 | 100.00 |



7. Does Institution include the participation of alumni members in the different extension activities?

| Class of responses | No. of respondents | % of respondents |
|--------------------|--------------------|------------------|
| All Time | 11 | 73.33 |
| Often | 4 | 26.67 |
| Some Time | 0 | 0.00 |
| Rarely | 0 | 0.00 |
| | 15 | 100.00 |

