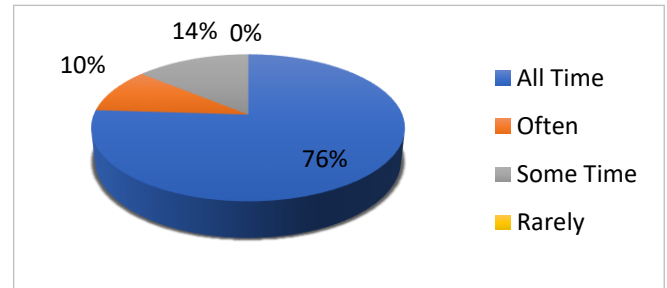


Alumni Feedback Report: 2022-23
Bajkul Milani Mahavidyalaya
Total Number of Respondents: 50

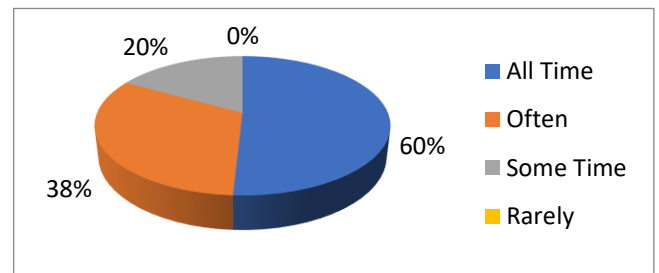
1. Institutional Head is approachable

| Class of responses | No. of respondents | % of respondents |
|--------------------|--------------------|------------------|
| All Time | 38 | 76 |
| Often | 5 | 10 |
| Some Time | 7 | 14 |
| Rarely | 0 | 0 |
| Total: | 50 | 100 |



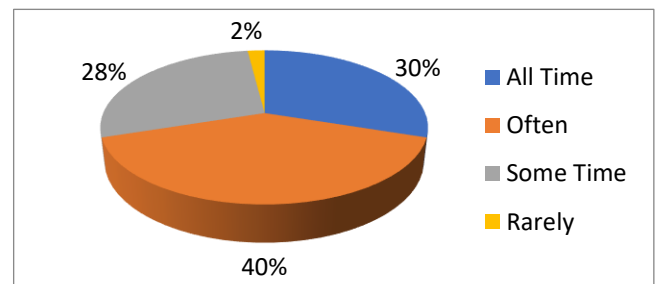
2. IQAC Cell of the institution is in touch with alumni association

| Class of responses | No. of respondents | % of respondents |
|--------------------|--------------------|------------------|
| All Time | 30 | 60 |
| Often | 19 | 38 |
| Some Time | 10 | 20 |
| Rarely | 0 | 0 |
| Total: | 50 | 100 |



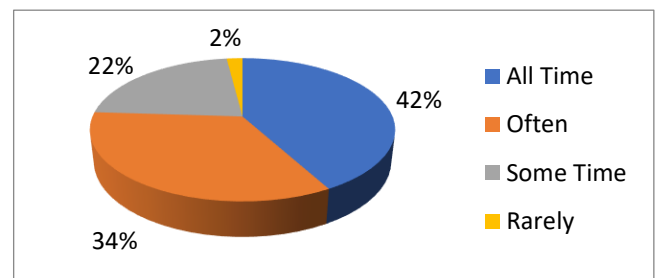
3. Support of Institution staff members in the different activities of the alumni association

| Class of responses | No. of respondents | % of respondents |
|--------------------|--------------------|------------------|
| All Time | 15 | 30 |
| Often | 20 | 40 |
| Some Time | 14 | 28 |
| Rarely | 1 | 2 |
| Total: | 50 | 100 |



4. Proposals of the alumni association accepted by the institution

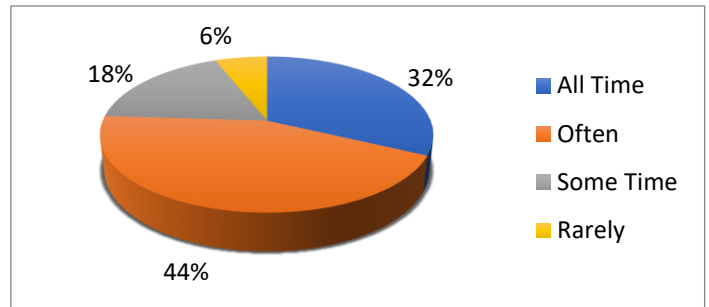
| Class of responses | No. of respondents | % of respondents |
|--------------------|--------------------|------------------|
| All Time | 21 | 42 |
| Often | 17 | 34 |
| Some Time | 11 | 22 |
| Rarely | 1 | 2 |
| Total: | 50 | 100 |



Alumni Feedback Report: 2022-23
Bajkul Milani Mahavidyalaya
Total Number of Respondents: 50

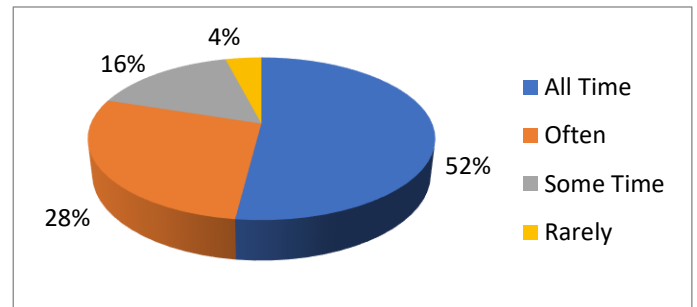
5. Alumni members are allowed to participate in the Institutional development process

| Class of responses | No. of respondents | % of respondents |
|--------------------|--------------------|------------------|
| All Time | 16 | 32 |
| Often | 22 | 44 |
| Some Time | 9 | 18 |
| Rarely | 3 | 6 |
| Total: | 50 | 100 |



6. Facility provided by the Institution towards the alumni association

| Class of responses | No. of respondents | % of respondents |
|--------------------|--------------------|------------------|
| All Time | 26 | 52 |
| Often | 14 | 28 |
| Some Time | 8 | 16 |
| Rarely | 2 | 4 |
| Total: | 50 | 100 |



7. Opinion on the overall academic environment of the institution

| Class of responses | No. of respondents | % of respondents |
|--------------------|--------------------|------------------|
| All Time | 28 | 56 |
| Often | 11 | 22 |
| Some Time | 9 | 18 |
| Rarely | 2 | 4 |
| Total: | 50 | 100 |

