

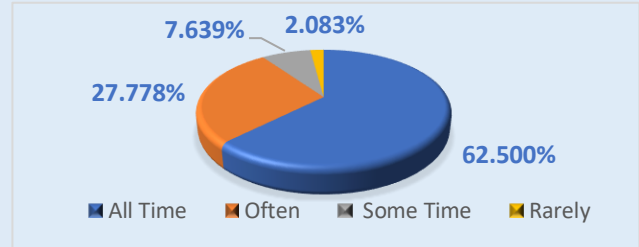


## Teachers' Feedback Report: 2020-21 Bajkul Milani Mahavidyalaya

Total Number of Respondents: 144

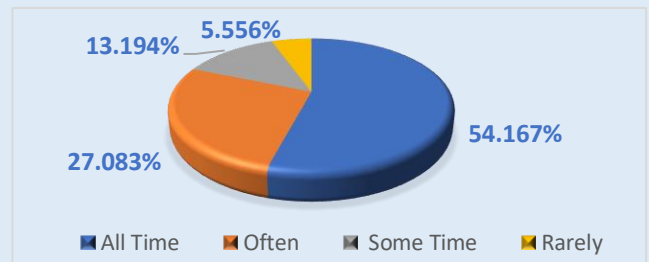
### 1. Institutional Head is approachable

Class of responses	No. of respondents	% of respondents
All Time	90	62.500
Often	40	27.777
Some Time	11	7.638
Rarely	3	2.083
	144	100



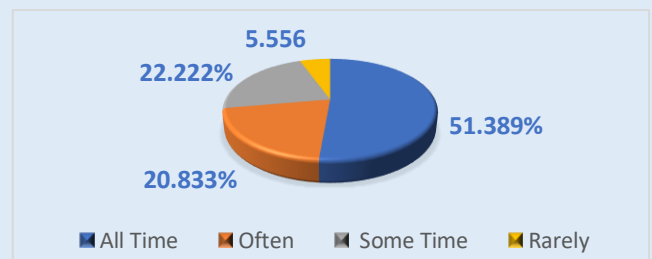
### 2. IQAC cell of the institution is in touch with teaching faculties

Class of responses	No. of respondents	% of respondents
All Time	78	54.16667
Often	39	27.08333
Some Time	19	13.19444
Rarely	8	5.55556
	144	100



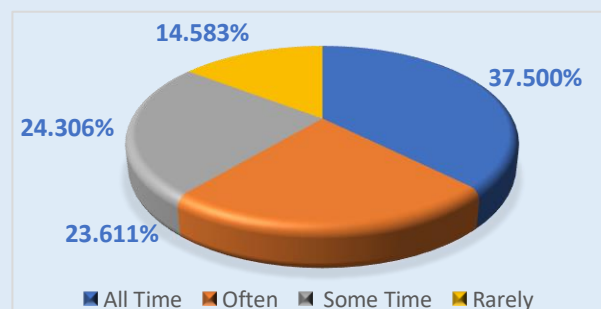
### 3. Does the Institution encourage and provide support for the research and innovation work

Class of responses	No. of respondents	% of respondents
All Time	74	51.38889
Often	30	20.83333
Some Time	32	22.22222
Rarely	8	5.55556
	144	100



### 4. Does Institution take responsibility about the CAS promotional issues of the teachers?

Class of responses	No. of respondents	% of respondents
All Time	54	37.5
Often	34	23.61111
Some Time	35	24.30556
Rarely	21	14.58333
	144	100



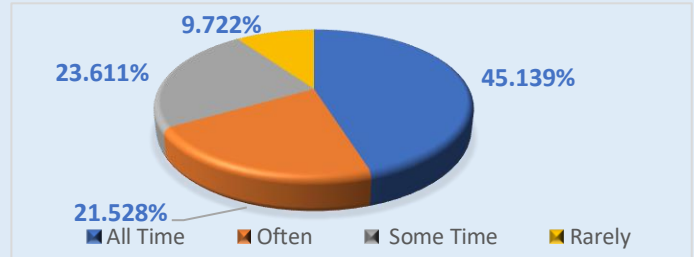


## Teachers' Feedback Report: 2020-21 Bajkul Milani Mahavidyalaya

Total Number of Respondents: 144

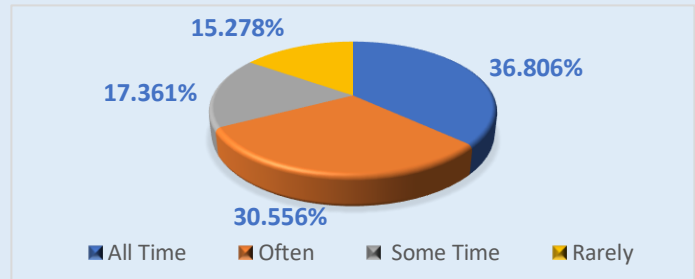
### 5. Consent of the teachers are taken up for the development processes of the Institution

Class of responses	No. of respondents	% of respondents
All Time	65	45.139
Often	31	21.528
Some Time	34	23.611
Rarely	14	9.722
	144	100.000



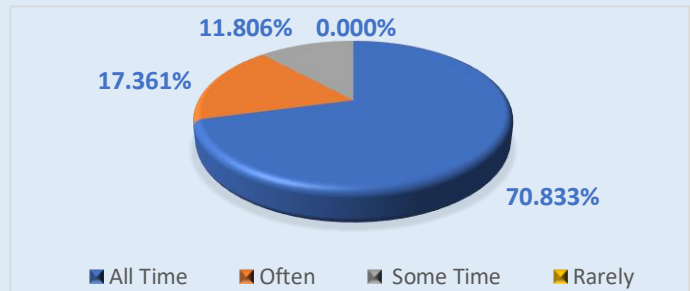
### 6. Regularity of the Teachers council and other sub-committee meeting

Class of responses	No. of respondents	% of respondents
All Time	53	36.806
Often	44	30.556
Some Time	25	17.361
Rarely	22	15.278
	144	100.000



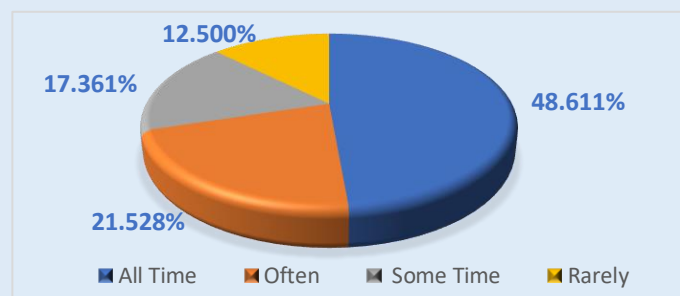
### 7. Does the suggestions of teachers considered for the acquiring Library books

Class of responses	No. of respondents	% of respondents
All Time	102	70.833
Often	25	17.361
Some Time	17	11.806
Rarely	Nil	0.000
	144	100.000



### 8. Does the Institution encourage using innovative teaching methods like ICT, Power point etc.

Class of responses	No. of respondents	% of respondents
All Time	70	48.611
Often	31	21.528
Some Time	25	17.361
Rarely	18	12.500
	144	100.000



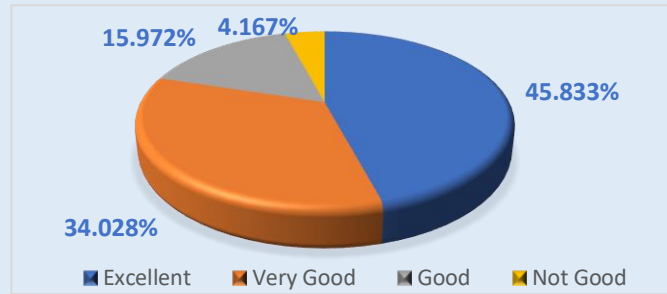


## Teachers' Feedback Report: 2020-21 Bajkul Milani Mahavidyalaya

Total Number of Respondents: 144

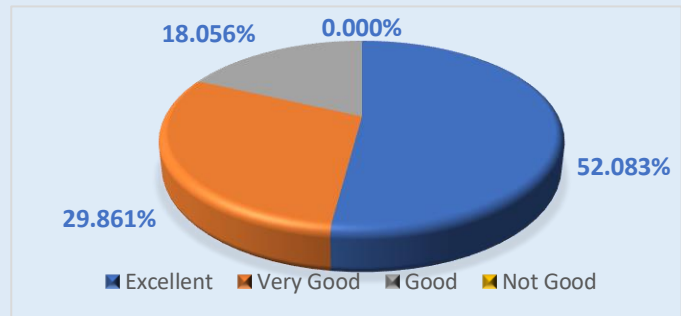
### 9. Academic flexibility in this institution

Class of responses	No. of respondents	% of respondents
Excellent	66	45.833
Very Good	49	34.028
Good	23	15.972
Not Good	6	4.167
	144	100.000



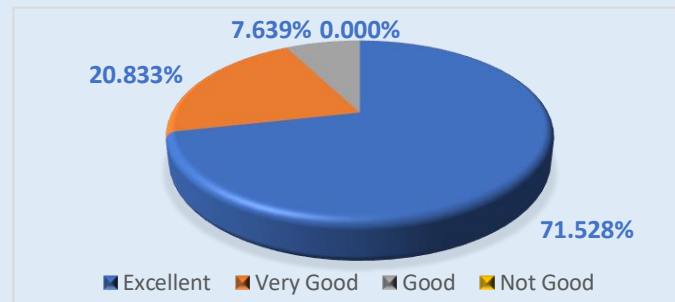
### 10. Office staffs are polite, helpful and efficient in its functioning

Class of responses	No. of respondents	% of respondents
Excellent	75	52.083
Very Good	43	29.861
Good	26	18.056
Not Good	Nil	0.000
	144	100.000



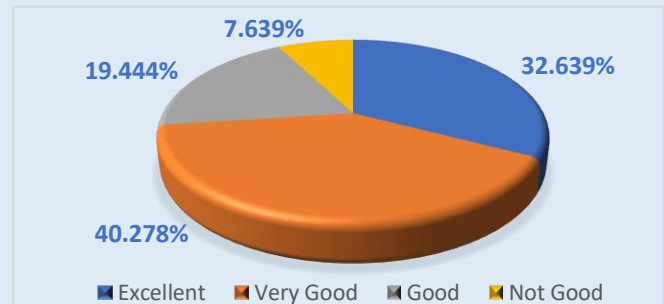
### 11. Regularity in salary and other financial dispense

Class of responses	No. of respondents	% of respondents
Excellent	103	71.528
Very Good	30	20.833
Good	11	7.639
Not Good	Nil	0.000
	144	100.000



### 12. Infrastructural facility and working ambience in this institution

Class of responses	No. of respondents	% of respondents
Excellent	47	32.639
Very Good	58	40.278
Good	28	19.444
Not Good	11	7.639
	144	100.000



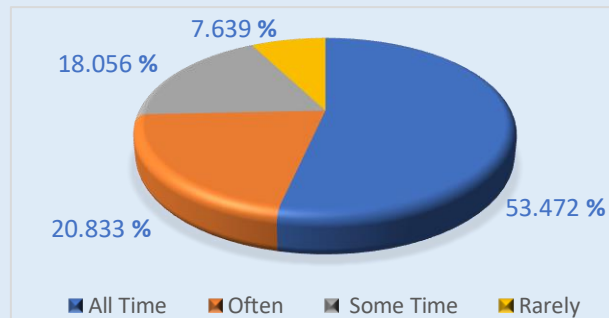


## Teachers' Feedback Report: 2020-21 Bajkul Milani Mahavidyalaya

Total Number of Respondents: 144

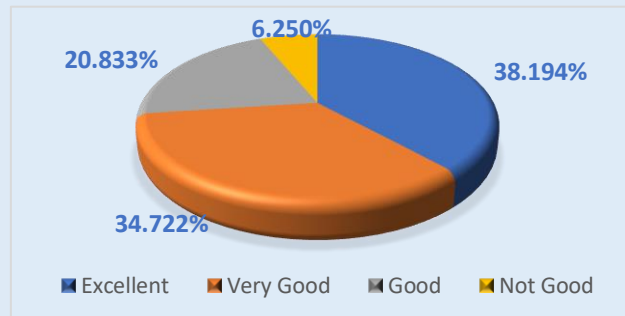
### 13. Continuity of online classes during lockdown period.

Class of responses	No. of respondents	% of respondents
All Time	77	53.472
Often	30	20.833
Some Time	26	18.056
Rarely	11	7.639
	144	100.000



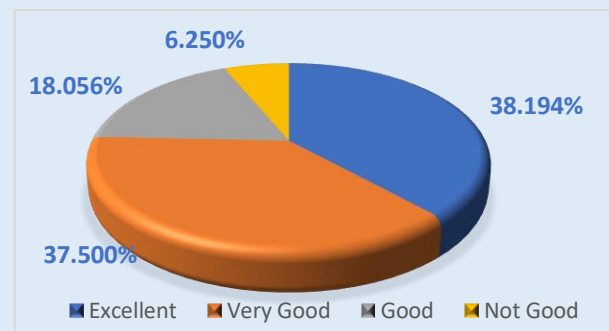
### 14. Teacher-student instruction through online mode

Class of responses	No. of respondents	% of respondents
Excellent	55	38.194
Very Good	50	34.722
Good	30	20.833
Not Good	9	6.250
	144	100.000



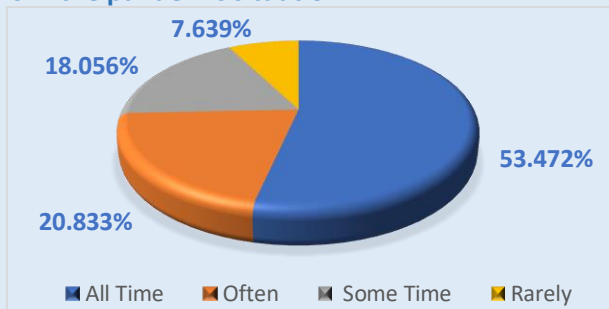
### 15. Facility of answer script submission (hard cop) to the college in offline mode for the students taking internal/online facilities

Class of responses	No. of respondents	% of respondents
Excellent	55	38.194
Very Good	54	37.500
Good	26	18.056
Not Good	9	6.250
	144	100.000



### 16. Mental counselling of students by the teachers in the pandemic situation.

Class of responses	No. of respondents	% of respondents
All Time	77	53.472
Often	30	20.833
Some Time	26	18.056
Rarely	11	7.639
	144	100.000





## Teachers' Feedback Report: 2020-21 Bajkul Milani Mahavidyalaya

Total Number of Respondents: 144

### 17. Management support from college authority, students and teacher during pandemic situation

Class of responses	No. of respondents	% of respondents
Excellent	55	38.194
Very Good	54	37.500
Good	28	19.444
Not Good	7	4.861
	144	100.000

