

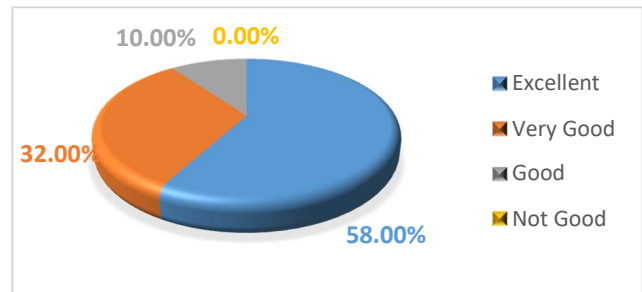


Guardians Feedback Report: 2021-22 Bajkul Milani Mahavidyalaya

Total Number of Respondents: 50

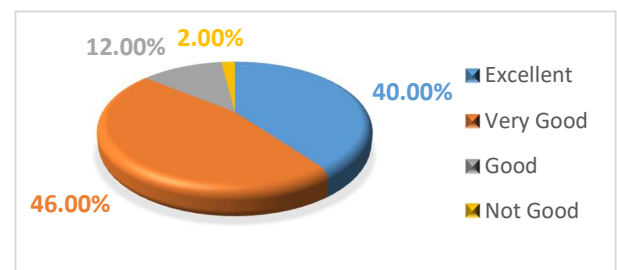
1. Ward's improvement in standard of performance in this Institution:

Class of responses	No. of respondents	% of respondents
Excellent	29	58.00
Very Good	16	32.00
Good	5	10.00
Not Good	0	0.00
	50	100.00



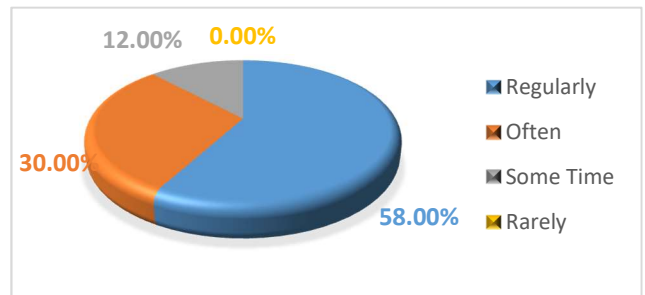
2. Circulation of all the importance notice related to admission and examination:

Class of responses	No. of respondents	% of respondents
Excellent	20	40.00
Very Good	23	46.00
Good	6	12.00
Not Good	1	2.00
	50	100.00



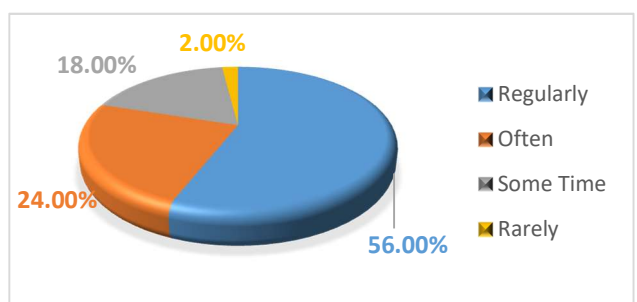
3. Teacher and Guardian meeting organize:

Class of responses	No. of respondents	% of respondents
Regularly	29	58.00
Often	15	30.00
Some Time	6	12.00
Rarely	0	0.00
	50	100.00



4. Guardians academic proposals and feedback are collected:

Class of responses	No. of respondents	% of respondents
Regularly	28	56.00
Often	12	24.00
Some Time	9	18.00
Rarely	1	2.00
	50	100.00



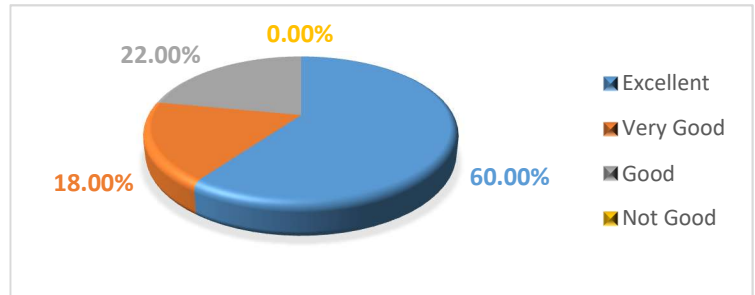


Guardians Feedback Report: 2021-22 Bajkul Milani Mahavidyalaya

Total Number of Respondents: 50

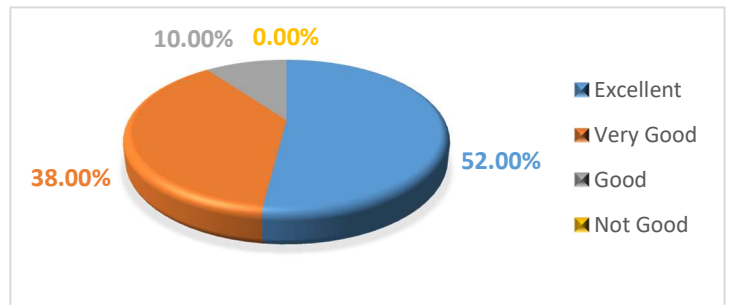
5. Communication with Institutional Head and teachers where ever approached:

Class of responses	No. of respondents	% of respondents
Excellent	30	60.00
Very Good	9	18.00
Good	11	22.00
Not Good	0	0.00
	50	100.00



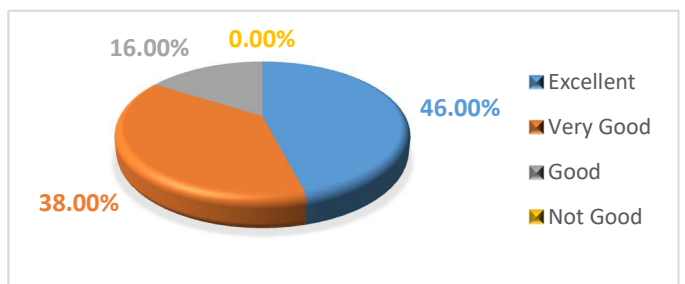
6. Student's guidance and counselling in the institution:

Class of responses	No. of respondents	% of respondents
Excellent	26	52.00
Very Good	19	38.00
Good	5	10.00
Not Good	0	0.00
	50	100.00



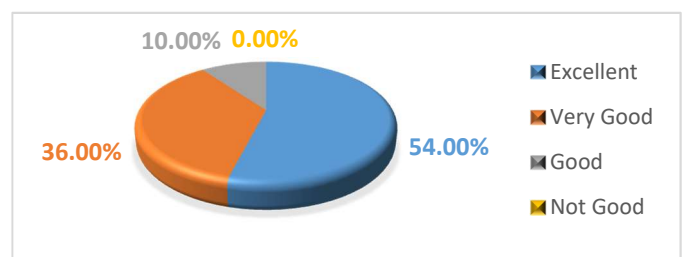
7. Extracurricular activities of the institution in developing health and ethics:

Class of responses	No. of respondents	% of respondents
Excellent	23	46.00
Very Good	19	38.00
Good	8	16.00
Not Good	0	0.00
	50	100.00



8. Office stuffs are polite, helpful and efficient in its functioning:

Class of responses	No. of respondents	% of respondents
Excellent	27	54.00
Very Good	18	36.00
Good	5	10.00
Not Good	0	0.00



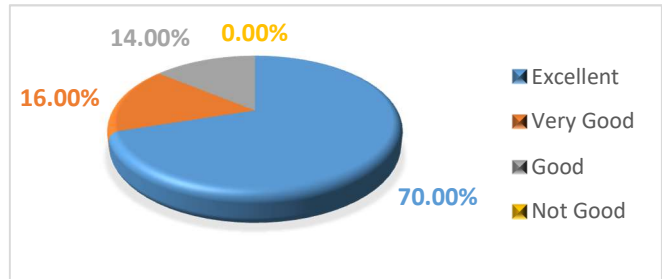


Guardians Feedback Report: 2021-22 Bajkul Milani Mahavidyalaya

Total Number of Respondents: 50

9. Physical ambience and safety inside the institution:

Class of responses	No. of respondents	% of respondents
Excellent	35	70.00
Very Good	8	16.00
Good	7	14.00
Not Good	0	0.00
	50	100.00



10. Over all stratification in the institutions academic performance:

Class of responses	No. of respondents	% of respondents
Excellent	42	84.00
Very Good	4	8.00
Good	4	8.00
Not Good	0	0.00
	50	100.00

